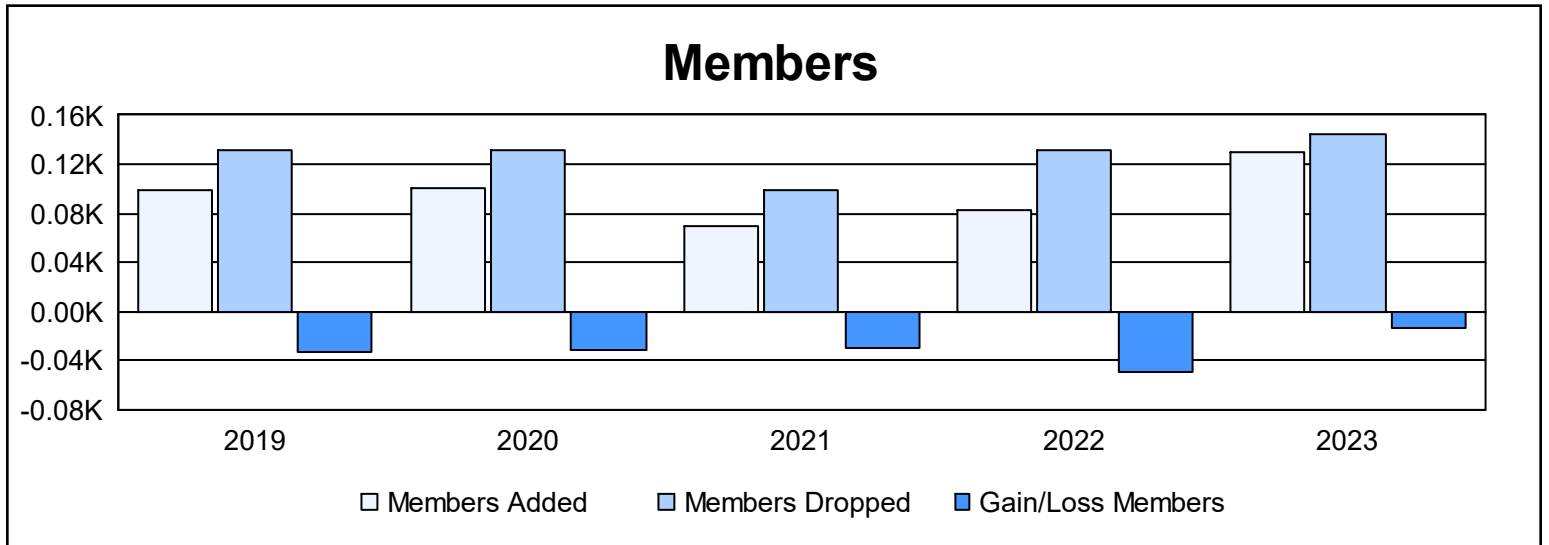
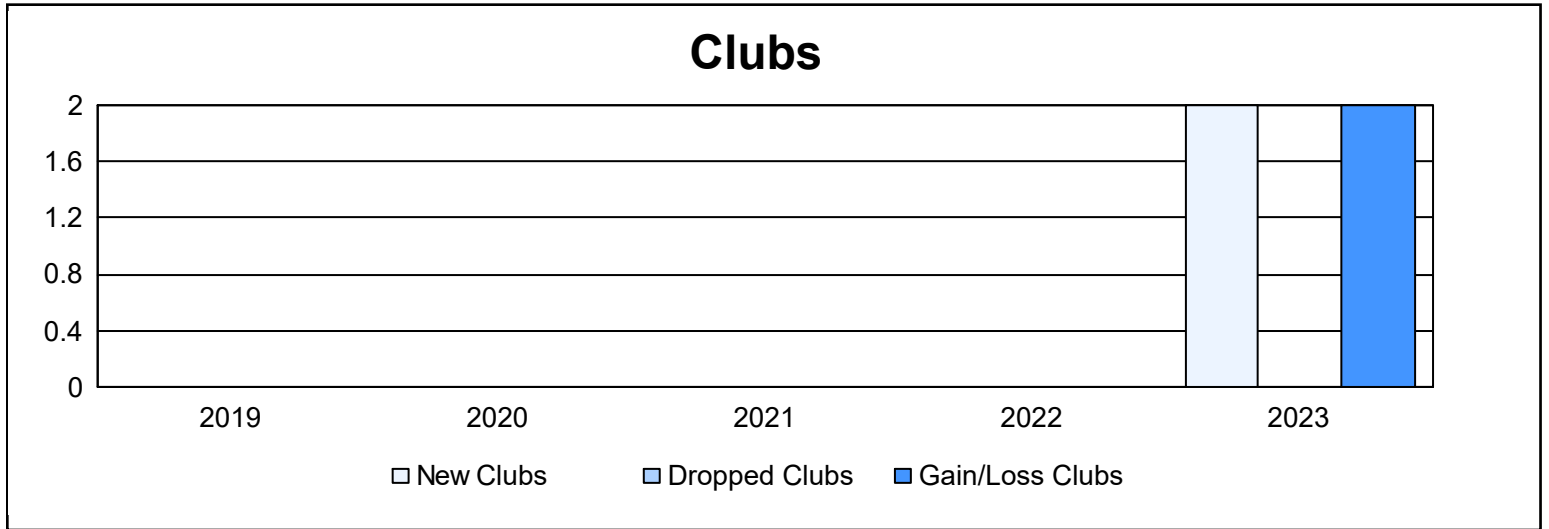
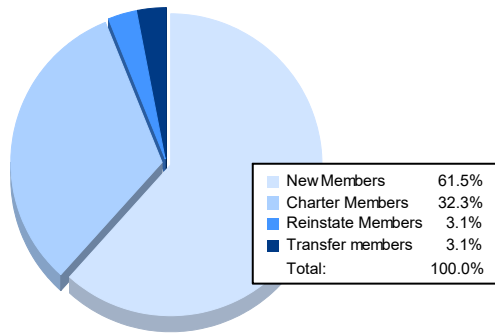


Year	New Clubs	Dropped Clubs	Gain/ Loss Clubs	New Members	Charter Members	Reinstate Members	Transfer Members	Total Member Added	Total Members Dropped	Gain/ Loss Members
2018-2019	0	0	0	88	0	0	11	99	132	-33
2019-2020	0	0	0	92	0	2	6	100	131	-31
2020-2021	0	0	0	59	0	5	6	70	99	-29
2021-2022	0	0	0	71	0	1	10	82	131	-49
2022-2023	2	0	2	80	42	4	4	130	144	-14
<b>Average</b>	<b>0</b>	<b>0</b>	<b>0</b>	<b>78</b>	<b>8</b>	<b>2</b>	<b>7</b>	<b>96</b>	<b>127</b>	<b>-31</b>



### Membership Composition June 2023 Cumulative



### Gender Composition June 2023 Cumulative

